



*17 / 20 May 2018*

## **Supplementary Regulations**

- FIA World Rally Championship for Drivers**
- FIA World Rally Championship for Co-Drivers**
- FIA World Rally Championship for Manufacturers**
- FIA WRC 2 Championship for Teams**
- FIA WRC 2 Championship for Drivers**
- FIA WRC 2 Championship for Co-drivers**
- FIA WRC 3 Championship for Teams**
- FIA WRC 3 Championship for Drivers**
- FIA WRC 3 Championship for Co-drivers**
- FIA Junior WRC Championship for Drivers**
- FIA Junior WRC Championship for Co-drivers**
- FIA Junior WRC Trophy for Nations**

## TABLE OF CONTENTS

	<u>Page</u>
1. Introduction	3
2. Organisation	3
3. Programme	5
4. Entries	7
5. Insurance	9
6. Advertising and identification	9
7. Tyres	10
8. Fuel	10
9. Reconnaissance	11
10. Administrative checks	12
11. Scrutineering, Sealing and Marking	13
12. Other procedures	14
13. Identification of officials	16
14. Prizes	17
15. Final checks and Protests	17
Appendix 1 Itinerary	18
Appendix 2 Reconnaissance schedule	22
Appendix 3 Names and photographs of CROs and their itinerary	23
Appendix 4 Decals and positioning of supplementary advertising	24
Appendix 5 WRC Tracker - Fitting Kit Instructions V1.1	25
Appendix 6 SAS Tracker Competitor Usual Manual	32

## 1. INTRODUCTION

### 1.1 Announcement

This rally will be run in compliance with the FIA International Sporting Code and its appendices, the 2018 FIA World Rally Championship (WRC) Sporting Regulations, the National Sporting Regulations which comply with the FIA regulations and these Supplementary Regulations.

Modifications, amendments and / or changes to these Supplementary Regulations will be announced only by numbered and dated bulletins (issued by the organiser or the Stewards).

Additional information will be published in Rally Guide 2 to be issued on Tuesday 17 April.

The 2018 FIA WRC Sporting Regulations can be found at [www.fia.com](http://www.fia.com)

Should any dispute arise as to the interpretation of the present regulations, only the English version will be binding.

### 1.2 Road surface

Gravel on all stages except SS 8/9 (tarmac).

### 1.3 Itinerary

SS distance: 358,19 km

Total distance: 1583,08 km

## 2. ORGANISATION

### 2.1 FIA titles for which the rally counts

FIA World Rally Championship for Drivers  
FIA World Rally Championship for Co-drivers  
FIA World Rally Championship for Manufacturers  
FIA WRC 2 Championship for Teams  
FIA WRC 2 Championship for Drivers  
FIA WRC 2 Championship for Co-drivers  
FIA WRC 3 Championship for Teams  
FIA WRC 3 Championship for Drivers  
FIA WRC 3 Championship for Co-drivers  
FIA Junior WRC Championship for Drivers  
FIA Junior WRC Championship for Co-drivers  
FIA Junior WRC Trophy for Nations

#### Other titles for which the rally counts

Portuguese Rally Championship

### 2.2 Visa Numbers – FIA and ASN

FIA visa nº: **6WRC/150318** issued on: **15/03/2018**

ASN visa nº: **074/WRC/2018** issued on: **16/03/2018**

### 2.3 Organiser's name, address and contact details

Automóvel Club de Portugal  
Rua General Humberto Delgado, 3  
2685-340 Prior Velho  
Tel: + 351 21 942 91 87  
Fax: + 351 21 942 91 92  
Email: [acpmotorsport@acp.pt](mailto:acpmotorsport@acp.pt)  
Web: [www.rallydeportugal.pt](http://www.rallydeportugal.pt)

## 2.4 Organisation Committee

Mário Martins da Silva (Chairman)  
Pedro Melchior Moreira  
João Jordão  
Marta Barbosa  
Jaime Santos

## 2.5 Stewards

Chairman  
FIA Steward  
ASN Steward  
Secretary to the Stewards

Mr Timo Rautiainen (FIN)  
Mrs Christina Lundqvist (SWE)  
*tba*  
Mrs Yvonne Gilli

## 2.6 FIA delegates

FIA Sporting Delegate  
FIA Technical Delegate  
FIA Assistant Technical Delegate  
FIA Assistant Technical Delegate  
FIA Assistant Technical Delegate  
FIA Assistant Technical Delegate  
FIA Safety Delegate  
FIA Media Delegate  
FIA Medical Delegate

*tba*  
Mr Jérôme Toquet  
Mr Karmo Uusmaa  
Mr Lucca Gibello  
Mr Jean-Paul Vilela  
Mr Clement Clerc  
Ms Michèle Mouton  
Mrs Hayley Gallagher  
Dr Jean Duby

## 2.7 Senior officials

Clerk of the Course  
Assistant Clerk of the Course  
  
Chief Safety Officer  
Deputy Safety Officer  
Route Manager  
Route Deputy Officer  
General Secretary of the Meeting  
FIA Officials Relations  
Chief Medical Officer  
Deputy Chief Medical Officer  
Stage Commanders  
  
Chief Scrutineer  
Competitors Relations Officers  
  
Results Co-ordinator  
Service Park Co-ordinator  
Parc Fermé Officer  
Media Relations Officer  
National Media Officer  
Press Accreditations  
Helicopter Co-ordinator  
Environmental Coordinator  
Logistics

Pedro Almeida  
Horácio Rodrigues  
Nuno Galvão Lopes  
Jaime Santos  
Pedro Lopes  
Orlando Romana  
José Pedro Borges  
João Jordão  
Mário Martins da Silva  
Dra. Isabel Santos  
Dra. Raquel Ramos  
Carlos Cruz  
Franco da Silva  
Paulo Almeida  
Paulo Magalhães  
João Rito  
Jacky Jung  
Pedro Ortigão  
João Silva  
Nuno Vieira  
João Gomes  
Lluïsa Torras  
Miguel Fonseca  
José Manuel Fonseca  
Filipe Patacho  
Maribel Cascão  
Nuno Santos

## 2.8 HQ location and contact details

Exponor – Feira Internacional do Porto  
Avenida Dr. António Macedo, 574  
Leça da Palmeira  
4454-515 Matosinhos  
Tel. +351 220996030  
Fax +351 220996027

### Hours of operation:

Monday, 14 May	09.00h / 21.00h
Tuesday, 15 May	08.00h / 20.00h
Wednesday, 16 May	08.00h / 23.00h
Thursday, 17 May	08.00h / 23.00h
Friday, 18 May	07.15h / 24.00h
Saturday, 19 May	06.45h / 23.00h
Sunday, 20 May	06.45h / 22.00h

## 2.9 Official Notice Board location

Exponor – Feira Internacional do Porto  
On-line at [www.rallydeportugal.pt](http://www.rallydeportugal.pt)

During the administrative checks all entered competitors will be requested to provide an e-mail address at which to receive a notification about the publication of a new rally document.

## 3. PROGRAMME

### BEFORE THE RALLY WEEK

#### Wednesday, 14 March 2018

	Issuing of Supplementary Regulations	Website
	Entries opening date	Rally Office

#### Tuesday, 17 April 2018

17.00h	Entries closing date	Rally Office
	Issuing of Rally Guide 2	Website
	Issuing of Road Book and maps	Rally Office

#### Thursday, 26 April 2018

	Closing date for FIA fuel order placing	
17.00h	Closing date for helicopter registration	Rally Office

#### Friday, 27 April 2018

	Deadline for Service Park special requests	Rally Office
--	--	--------------

#### Wednesday, 2 May 2018

	Publication of Media Safety Plan	Website
--	----------------------------------	---------

#### Friday, 11 May 2018

09.00h	Service Park opens for WRC teams	
--------	----------------------------------	--

## RALLY WEEK

<b>Monday, 14 May 2018</b>		
09.00h	Service Park opens	
15.00h / 21.00h	Reconnaissance registration / Administrative checks FIA P1 drivers ( <i>by appointment</i> ) FIA P2, P3 & non-priority drivers ( <i>schedule to be published</i> ) Collection of materials and documents Collection of reconnaissance GPS Trackers	Accreditation Centre Exponor
<b>Tuesday, 15 May 2018</b>		
07.00h / 18.00h	Reconnaissance – Day 1 ( <i>according to schedule</i> )	
08.00h / 12.00h	Administrative checks for P1 drivers ( <i>by appointment</i> )	Rally HQ
14.00h / 20.00h	FIA Rally Tracking Device delivery – SAS Workshop	Exponor
14.00h / 19.00h	Media Centre opens / Media Accreditation Centre opens	
<b>Wednesday, 16 May 2018</b>		
07.30h / 17.00h	Reconnaissance – Day 2 ( <i>according to schedule</i> )	
08.00h / 20.00h	Media Centre opens	Exponor
08.00h / 20.00h	Accreditation Centre opens	
08.00h / 13.00h	Scrutineering and Sealing for P1 ( <i>schedule to be published</i> )	
15.00h / 23.00h	Technical scrutineering and component sealing for P2, P3 & non-Priority drivers ( <i>schedule to be published</i> )	
15.00h	Team Managers meeting ( <i>upon invitation</i> )	Rally HQ
17.00h	Photographers' briefing	Media Centre
17.30h	Helicopter pilots' meeting	Rally HQ
17.00h / 21.00h	Return of GPS trackers – SAS Workshop	Service Park
17.00h / 21.00h	Return of reconnaissance record cards	Rally HQ
18.30h	Driver's safety briefing	Rally HQ
21.00h	Pre-Rally Medical briefing	INEM-V.Conde
<b>Thursday, 17 May 2018</b>		
08.00h / 22.00h	Media Centre opens	Exponor
08.00h / 20.00h	Accreditation Centre opens	
07.30h / 11.30h 09.00h / 11.30h 11.30h / 13.00h	Shakedown FIA P1 drivers FIA P2 & P3 drivers Non-priority drivers	Paredes
11.00h	Extrication exercise	Exponor
12.30h	FIA Pre-Event Press Conference	Media Centre
13.00h	Publication of the start lists for Sections 1 & 2	Rally HQ
15.30h / 15.45h 15.45h / 16.15h 16.15h / 16.30h	Rally cars leave Exponor Service Park: FIA P1 drivers FIA P2 & P3 drivers Non-Priority drivers	Exponor
16.15h / 17.00h 16.30h / 17.30h 17.00h / 17.45h	Rally cars enter Guimarães holding area: FIA P1 drivers FIA P2 & P3 drivers Non-Priority drivers	Guimarães
17.30h / 17.50h	Autograph session	
18.10h	Start of section 1	
19.03h	SSS1 (Super Special Stage)	Lousada
20.00h	End of section 1	Exponor

**Friday, 18 May 2018**

07.15h/ 23.00h	Media Centre opens	Exponor
08.00h / 13.00h	Accreditation Centre opens	
07.45h	Start of section 2	
20.10h	End of section 3	
23.00h	Publication of the Start List for Section 4	Rally HQ
24.00h	All cars must be returned to Parc Fermé from the 45' Flexi Service	Exponor

**Saturday, 19 May 2018**

06.45h / 22.00h	Media Centre opens	Exponor
07.15h	Start of section 4	
19.00h	End of section 5	
21.30h	Publication of the Start List for Section 6	Rally HQ
23.00h	All cars must be returned to Parc Fermé from the 45' Flexi Service	Exponor

**Sunday, 20 May 2018**

06.45h / 22.00h	Media Centre opens	Exponor
07.15h	Start of section 6	
12.18h	SS20 (Power Stage)	
14.20h	End of the rally	Matosinhos
15.45h	Trophies presentation – Podium	
16.30h	Final scrutineering	Exponor
16.30h	FIA Post Event Press Conference	Media Centre
19.00h	Publication of the Provisional Final Classification	Rally HQ

**4. ENTRIES****4.1 Closing date for entries**

Tuesday, 17 April 2018 at 17h00 (local time).

**4.2 Entry procedure**

Those wishing to take part in Rally de Portugal 2018 must register and fill in the electronic entry form available at <https://registrations.fia.com/wrcpor> duly completed before the closing date for entries.

The entry will only be accepted if accompanied by the total amount of the entry fee. To be accepted, competitors must send proof of payment of the entry fee by email to the rally secretariat ([maribel.cascao@acp.pt](mailto:maribel.cascao@acp.pt)) by the closing date of entries.

The following documents must be attached to the same email:

- Photocopies of the competitor, driver and co-driver competition licenses
- Photocopies of the driver and co-driver driving licences
- Photocopy of the first page of the car homologation form for the entered car
- Approval from their ASN for foreign drivers.

Manufacturers, WRC 2, WRC 3 and Junior WRC entrants who wish to score points must make their entries by using the standard entry form for their championships available in the FIA application at <https://registrations.fia.com>

Details concerning the co-driver must be sent prior to 27 April 2018 at 14.00h.

### 4.3 Number of competitors accepted and classes

The maximum number of entrants will be 90. If more than 90 entries are received the organiser reserves the right to decide which entries among the non-priority drivers will be accepted.

Cars will be divided in classes (and groups) as indicated in article 4.5 of the 2018 FIA WRC Sporting Regulations.

### 4.4 Entry fees / Entry packages

#### 4.4.1 Entry fees

- Manufacturers, other WRC cars and support championships

As per 2018 FIA WRC Sporting Regulations.

- Other entrants - With the organiser's optional advertising

Legal entrants	€ 5.000
Private entrants	€ 4.000
Legal Portuguese entrants*	€ 3.000
Private Portuguese entrants*	€ 2.500

\* To encourage Portuguese drivers to participate in the Portuguese round of the World Rally Championship, the sponsors of the event will assume the remaining amount of the entry fees to competitors with a Portuguese licence.

- Other entrants - Without the organiser's optional advertising

Legal entrants	€ 7.000
Private entrants	€ 5.600

- Other fees

"Reconnaissance Only"	€ 1.500
"Auxiliary Plate" (each)	€ 500

#### Notes:

- Legal entry: crew entered by a person who is not a member of the crew or by any other legal entity;
- Private entrant: crew entered by a member of the crew;
- Portuguese entrant: entrant and 1<sup>st</sup> driver must hold a competitor's/driver's license issued by FPAK (Federação Portuguesa de Automobilismo e Karting)

#### 4.4.2 Entry Packages

- Manufacturers, other WRC cars and support championships

As per 2018 FIA WRC Sporting Regulations

- Other entrants

		Legal entries	Private entrants
Service Park Area		10 x 10m	10 x10 m
Vehicle Plates	Guest	1	0
	Service	1	1
	Auxiliary	2	1
Documents	Regulations	Rally website	Rally website Rally website
	Rally Guide 2	Rally website	website
	Road book sets	2	1
	Route maps	2	2
Passes	Programme	5	2
	Drivers	2	2
	Team guest	2	2
	Team	6	6



#### **4.5 Payment details**

All entry fees must be paid by bank transfer, to the following bank account:

- Bank name: BPI
- Account N<sup>o</sup>: 3-2673878.000.006
- Swift Code: BBPIPTPL
- Iban: PT50 0010 0000 2673 8780 0065 7

Any bank charges incurred must be paid by the entrants in addition to the entry fees.

Please ensure that the entrant's name and account holder are included as reference on all bank transfers.

Cheques are not accepted.

#### **4.6 Information regarding VAT**

- Invoices issued to natural persons (private individuals) are VAT-free;
- Invoices issued to companies with head office outside Portugal are VAT-free;
- Invoices issued to companies with head office in Portugal will include VAT; consequently, the fee will be increased by 23% (Portuguese VAT rate).

#### **4.7 Refunds**

Entry fees will be refunded in full only:

- to candidates whose entry has not been accepted
- in the case of the rally not taking place

### **5. INSURANCE**

- 5.1** The organiser provides a third party liability insurance whose taker is FPAK (Federação Portuguesa de Automobilismo e Karting) with the cover per accident limited to 48.560.000€ in corporal damage or 9.760.000€ in material damage.
- 5.2** Competitors are reminded that only damage caused to third parties by the Organisers and the entered drivers is covered by the insurance policy taken by the Organisation. Injury to the drivers themselves or damage to participating cars is not covered by this insurance.
- 5.3** In case of an accident, the competitor or his representative must notify the Clerk of the Course in writing as quickly as possible and within 24 hours. He must explain the circumstances under which the accident occurred, eventual causes and consequences. Likewise, he must mention the names and addresses of any witnesses. He must also mention the names and addresses of any eventual injured people.
- 5.4** By submitting their entries, the competitors, drivers and car owners waive any claims or rights to pursue action for damages in connection with the event against the organiser.
- 5.5** The service vehicles, even those bearing special plates issued by the Organisers, may never be considered as official participants in the rally. They are therefore not covered by the insurance policy of the rally and remain the sole responsibility of their owner.

### **6. ADVERTISING AND IDENTIFICATION**

#### **6.1 Organisers advertising**

The organiser's advertising is detailed in Appendix 4 of these regulations.

#### **6.2 Rally plates and Identification numbers**

As detailed in Appendix 4 of these regulations.

Identification numbers and rally plates must be affixed to the car for scrutineering and must be visible for the duration of the rally.

#### **6.3 Advertising restrictions**

No political, religious or abusive advertising. Tobacco or tobacco products is forbidden.

## 7. TYRES

### 7.1 Tyres specified for use during the rally

In addition to complying with articles 60, 61 & 62 of the 2018 FIA WRC Sporting Regulations, the following types of tyres are confirmed for use:

	<b>List 1</b> (Art. 60.3.1 / 2018 WRC regulations)	<b>List 2</b> (Art. 60.2.1 / 2018 WRC regulations)
<b>D-Mack</b>		
1 <sup>st</sup> Choice	Grippa 205/65R15 DMG+22 GS64 (Left) Grippa 205/65R15 DMG+22 GS64 (Right)	Grippa 215/65R15 DMG+2 GS84 (Left) Grippa 215/65R15 DMG+2 GS84 (Right)
Alternative choice	Grippa 205/65R15 DMG+22 GH44 (Left) Grippa 205/65R15 DMG+22 GH44 (Right)	Grippa 215/65R15 DMG+2 GH34 (Left) Grippa 215/65R15 DMG+2 GH34 (Right)
<b>Michelin</b>		
1 <sup>st</sup> Choice	Latitude Cross 17/65 15 S80 L (Left) Latitude Cross 17/65 15 S80 R (Right)	LTX Force 17/65 15 S5 L (Left) LTX Force 17/65 15 S5 R (Right)
Alternative choice	Latitude Cross 17/65 15 H90 L (Left) Latitude Cross 17/65 15 H90 R (Right)	LTX Force 17/65 15 H4 L (Left) LTX Force 17/65 15 H4 R (Right)
<b>Pirelli</b>		
1 <sup>st</sup> Choice	205/65-15 K4 Reinforced Left 205/65-15 K4 Reinforced Right	N/A
Alternative choice	205/65-15 K6 Reinforced Left 205/65-15 K6 Reinforced Right	N/A

### 7.2 Quantity of tyres

Tyres for all drivers must comply with article 62.1 of the 2018 WRC Sporting Regulations.

The maximum quantity of tyres for the entire event will be:

- **WRC cars - 24** (5 changes x 4 tyres + 4 spares)
- **All other cars – 22** (5 changes x 4 tyres + 2 spares).

Tyres used during shakedown will not count towards the overall quantity.

### 7.3 Studded tyres

The use of studded tyres is prohibited.

### 7.4 Tyre marking

Tyre marking zones will be organized

- after TC 00
- after every Service TC OUT

## 8. FUEL

All P1, P2 and P3 drivers must use FIA fuel as provided by the FIA appointed supplier (see articles 58 & 59 of the 2018 FIA WRC Sporting Regulations).

For environmental and safety reasons, all competitors must refuel in the designated refuel zones. Refuelling is not allowed in the Service Park (no refuel from cans, drums or similar).

### 8.1 Ordering procedure and price per litre

Competitors must notify their fuel requirements to the sole supplier at the following address:

Fax: +39 03 73 235123

Email: fuelorder@panta.it

Order form is available on [www.rallydeportugal.pt](http://www.rallydeportugal.pt) under the section Competitors / Forms.

The cost of the fuel including refuel services is €5.00 + VAT per litre, dispensed into rally cars.

## 8.2 Closing date for ordering FIA fuel

Thursday, 26 April 2018.

## 8.3 Refuel points (FIA fuel)

Shakedown:	RZ00 (Exponor)	41° 11.761'N 8° 41.369'W
Section 1:	RZ0 (Exponor)	41° 11.761'N 8° 41.369'W
Sections 2 & 3:	RZ1 & RZ3 (Exponor)	41° 11.761'N 8° 41.369'W
	RZ2 & RZ4 (Caminha)	41° 52.457'N 8° 50.467'W
Sections 4 & 5:	RZ5 & RZ7 (Exponor)	41° 11.761'N 8° 41.369'W
	RZ6 & RZ8 (Cabeceiras Basto airfield)	41° 33.373'N 7° 59.155'W
Section 6:	RZ9 (Exponor)	41° 11.761'N 8° 41.369'W
Sections 7:	RZ10 (Fafe)	41° 26.946'N 8° 10.483'W

## 8.4 Fuel for non-Priority drivers

Non-Priority drivers may either use

- FIA fuel, following the same conditions and rules as the Priority drivers,
- Commercially available pump fuel, dispensed directly into the competing car from pumps at filling stations which are marked in the road book.

# 9. RECONNAISSANCE

## 9.1 Procedure for registration

Reconnaissance registration will take place at the Accreditation Centre at Exponor according to the rally program.

A reconnaissance registration form – available in Rally Guide 2 and at [www.rallydeportugal.pt](http://www.rallydeportugal.pt) – must be completed before commencing reconnaissance.

For FIA Priority 1 drivers, a team member, duly designated in writing, can collect the materials. The other crews must register in person.

Competitors will be issued with three reconnaissance numbers (that must be fixed to the top right corner of the windscreen & rear side windows) and one windscreen plate.

Should a crew's reconnaissance car be replaced for any reason, the secretariat must be informed of the details of the replacement car.

A reconnaissance record card will be supplied which must be carried in the car for the duration of the reconnaissance. This card will be stamped appropriately recording every run on each special stage. Failure to produce this card will result in refusal to participate in the reconnaissance.

Reconnaissance record cards must be returned to the Rally Office on Wednesday, 16 May from 17.00h to 21.00h.

## 9.2 Installation of speed control checking devices

With reference to article 25.4.4 of the 2018 FIA WRC Sporting regulations, all cars must carry recce GPS trackers for speed control during reconnaissance.

### Rental costs

- FIA P1 & P2 drivers: 300 € + VAT
- FIA P3 & non-Priority drivers: 130 € + VAT

Payment by credit card at collection time.

### Collection

Date and Time: Monday 14 May 2018 / 15.00h – 21.00h

Location: Accreditation Centre (Exponor)

### Return

Date and Time: Wednesday 16 May 2018 / 17.00h – 21.00h

Location: SAS truck – Service Park (Exponor)

### 9.3 Timetable

Reconnaissance will take place according to the schedule in Appendix 2.

Reconnaissance outside the schedule as set by the organiser is considered a very serious offence and will be reported to the Stewards who may apply a penalty.

### 9.4 Restrictions

See article 25 of the 2018 FIA WRC Sporting Regulations.

**9.4.1** Competitors are permitted a maximum of two passages over each special stage (except SSS1) during reconnaissance. For reconnaissance purposes, all stages run more than once in the rally are considered to be one special stage.

**9.4.2** Under no circumstances may competitors drive in the opposite direction of the rally traffic, unless instructed by an official of the event or the police. Competitors may only enter a special stage through the start and exit through the finish.

**9.4.3** Unless a lower limit is indicated by traffic signs or by written instructions in the road book or in a bulletin, the maximum speed on special stages during reconnaissance is:

- All special stages except SSS 1 & SS 8/9: 90 kph
- Super Special Stage (SSS 1): 70 kph
- Porto Street Stage (SS 8/9): 60 kph

**9.4.4** The fitting or carrying of radar detection equipment is not permitted.

### 9.5 Reconnaissance of SSS1

For each crew, the reconnaissance of the super special stage will be limited to a maximum of 2 complete laps to the circuit. In any case, the time used for each crew for the reconnaissance of SSS1 is limited to 10 minutes.

### 9.6 Reconnaissance of Porto Street Stage (SS 8/9)

The two reconnaissance passages of SS 8/9 will take place on Friday (18/05) during Section 2 and will coincide with the normal rally route:

- 1<sup>st</sup> passage – immediately after TC 4A
- 2<sup>nd</sup> passage – immediately after TC 4B

The rally cars will be used for the purpose.

### 9.7 Participation in Reconnaissance Only

Any driver holding the appropriate international licence and not entered in the rally may apply to take part in reconnaissance of all special stages except SS 8/9 (Porto Street Stage). The regulations must be respected in their entirety. The Organiser must approve the application.

A Reconnaissance Registration Form can be found in Rally Guide 2 and on [www.rallydeportugal.pt](http://www.rallydeportugal.pt). The fee for taking part in Reconnaissance only is € 1,500.

## 10. ADMINISTRATIVE CHECKS

### 10.1 Timetable

FIA P1 drivers (by appointment)

Monday, 14 May: 15.00h / 21.00h

Tuesday, 15 May: 08.00h / 12.00h

FIA P2, P3 and non-Priority drivers (at same time of reconnaissance registration)

Monday, 14 May: 15.00h / 21.00h (*schedule to be published in a bulletin*).

## 10.2 Documents to be presented

At administrative checks the following documents will be checked and entry form details verified:

- Competitor's licence
- Driver's and Co-driver's competition licences
- Driver's and Co-driver's valid driving licences
- Driver's and Co-driver's passports or identification
- ASN authorisation for all foreign competitors
- Car insurance cover certificate
- Car registration papers
- Car owner authorisation to participate in the rally (if not one of the crew members)

## 11. SCRUTINEERING, SEALING AND MARKING

See article 26 of 2018 FIA WRC Sporting Regulations.

### 11.1 Venue and timetable

Wednesday, 16 May

- 08.00h / 13.00h: Scrutineering and component sealing for WRC P1 (*by appointment*)  
Venue: EXPONOR (*exact location will be informed in Rally Guide 2*).
- 15.00h / 23.00h: Scrutineering and component sealing for P2, P3 & non-Priority drivers (*individual times to be confirmed in a bulletin*).  
Venue: EXPONOR (*exact location will be informed in Rally Guide 2*).

### 11.2 Mud flaps

Fitting of transversal mud flaps (all wheels) is mandatory in conformity with Appendix J, Article 252.7.7.

### 11.3 Windows

The use of silvered or tinted films is authorised on rear windows only. Silvered or tinted films fitted on side windows must have:

- an opening equivalent to a circle of 70mm diameter in order to allow the occupants / content of the car to be seen.
- an additional opening of 10x12 cm on the rear side windows in front of each timing transponder.

### 11.4 FIA Safety Emergency Console

In accordance with article 40.2.1 of 2018 FIA WRC Sporting Regulations all competitors must make provisions in their rally cars for the installation of the FIA Safety Emergency Console System and the emergency button.

The system may be collected either by the crew or a representative and must be installed before the car is brought to scrutineering. For installation instructions see Appendix 5.

A €1200 fully refundable credit card deposit will be collected by STATUS AWARENESS SYSTEM (SAS) from each competitor for the FIA Safety Emergency Console boxes. This will be done with a swipe machine and at the end of the rally the slip will be destroyed when competitors return the equipment in good condition. Deposit must be done by credit card, no other deposit accepted.

The FIA Safety Emergency Console System devices must be removed in the Final Parc Fermé and must be returned no later than 18.00 hrs to SAS truck at the Service Park.

The procedure which must be followed is available under Appendix 6.

## 12. OTHER PROCEDURES

### 12.1 Driver's Safety Briefing

The driver's safety briefing is mandatory for all drivers, excepting those who attended a similar briefing in one of the previous events of 2018 WRC.

The list of drivers required to attend the briefing and its exact location will be issued by means of a bulletin.

### 12.2 Shakedown

See article 29 of the 2018 FIA WRC Sporting Regulations.

FIA P2, P3 and non-Priority drivers are permitted a maximum of 3 passages of the shakedown stage.

FIA P1 drivers are allowed to have one team member to connect a laptop to the car and collect data close to the shakedown stage between boxes 23 – 24 on page 27 of Day 1 road book. No other work on the car is permitted. Only one car per team is allowed in the same area (Auxiliary or Service plate).

### 12.3 Official time used during the rally

Official time throughout the entire rally will be that of GPS (UTC time + offset to local time).

### 12.4 Official start / Pre-start holding area

The official start of the rally will be at TC0 (Guimarães).

Rally cars will be driven from the Service Park (Exponor) to the pre-start holding area (Guimarães) by the crew.

Rally cars may leave the Service Park (TC00) at a time chosen by the team during the following periods:

FIA P1 drivers – 15.30h / 15.45h

FIA P2 & P3 drivers – 15.45h / 16.15h

Non-Priority drivers – 16.15h / 16.30h

Specific time cards will be issued.

Rally cars must enter the pre-start holding area (TC00A) at a time chosen by the team during the following periods:

FIA P1 drivers – 16.15h / 17.00h

FIA P2 & P3 drivers – 16.30h / 17.30h

Non-Priority drivers – 17.00h / 17.45h

Entering the holding area outside the indicated time window will incur a cash penalty of 250€.

The holding area will be under vigilance. Access to the holding area is limited to team members and media representatives with appropriate identification.

Between TC00 and TC00A any service may be performed only according to article 48.1.2 of the 2018 FIA WRC Sporting Regulations.

### 12.5 Start order for the rally

The start for the rally will be given in the same order as for the Super Special Stage (SSS1).

The start for the following sections will be given in accordance with article 45.2 of the 2018 FIA WRC Sporting Regulations.

### 12.6 Starting intervals

Section	Minimum start intervals	
	FIA P1 drivers	Other drivers
1 / 2 / 3 / 4 / 5	2 minutes	2 minutes
6	2 minutes	1 minute (minimum)
6 from SS18 start	2 minutes	2 minutes
7	2 minutes (minimum)	2 minutes (minimum)

- 12.7 Time card change during the rally**  
Time cards will be issued at the following time controls:  
TC00 / TC0 / TC1B / TC4C / TC9D / TC12A / TC15D / TC19A
- 12.8 Starting system of special stages**  
The standard light sequence mentioned in article 37.2 and Appendix VII of the 2018 FIA WRC Sporting Regulations will be used.  
Should this start system fail the start will be given as specified in article 37.3 of the 2018 FIA WRC Sporting Regulations.
- 12.9 Super special stage procedures and running order**  
SSS 1 (Lousada) will be run under Super Special Stage regulations (article 41 of the 2018 FIA WRC Sporting Regulations) and will consist on 2 laps to a circuit of approximately 1,68 km (total length of 3,36 km). The organisers reserve the right to “match” competing vehicles for the super special stage on grounds of public interest.  
The start will be given at two cars at the same time (in the same manner as on the other stages) on parallel positions. The cars will follow the route of the stage, changing lanes in a tunnel/bridge combination and crossing the finish line at the same position where they started.  
The maximum time allowed to complete SSS 1 will be 6 minutes. Any crew who fails to complete SSS1 within this maximum time or does not start SSS 1 will occur in the penalties laid down in article 46.2 of the 2018 FIA WRC Sporting Regulations.  
If the running of SSS 1 is interrupted, this will be signalled to the drivers by showing red flags. When given this signal, the driver must immediately reduce speed and follow instructions of any marshals or other officials. Failure to comply with this rule will entail a penalty at the discretion of the Stewards.  
If the super special stage is interrupted or stopped for any reason, the dispositions of article 39 of the 2018 FIA WRC Sporting Regulations will apply.
- 12.10 SS 8 – Porto Street Stage 1**  
On SS 8, any car of a P1 driver chosen by the organiser may be repositioned to the stage in a starting order different than that of arrival at TC8, always respecting the mandatory 3-minute gap pursuant to article 33.3.1 of the 2018 FIA WRC Sporting Regulations.
- 12.11 Power Stage (SS 20 – Fafe 2)**  
With reference to article 13.3 of the 2018 FIA WRC Sporting Regulations, SS 20 (Fafe 2) will be run as the «Power Stage».
- 12.12 Permitted early check-in**  
Crews are authorised to check in before time without incurring any penalty at the following time controls:  
  - TC1A
  - TC9C / TC15C (as per article 51.2.4 of the 2018 FIA WRC Sporting Regulations).
- 12.13 Repairs in Parc Fermé**  
Article 42.5 of the 2018 FIA WRC Sporting Regulations will not apply  
  - in the Parc Fermé between TC1 and SSS 1 start
  - in the regrouping between Sections 6 and 7 (TC19A and TC19B)
- 12.14 Team personnel and Service restrictions**  
Article 48.2.2 of 2018 FIA WRC Sporting Regulations will not apply  
  - in the media zone before TC19A
  - in the regrouping between Sections 6 and 7 (TC19A and TC19B)
- 12.15 Service Park schedules**  
The schedule for each car in the service park is as follows:  
  - 19 minutes before the first SS following an overnight regroup
  - 34 minutes between two groups of stages
  - 49 minutes at the end of sections 3 & 5
  - 14 minutes prior to the finish.

#### **12.16 Car wash facilities**

See article 48.2.1 of the 2018 FIA WRC Sporting Regulations.

An official car wash facility will be available before TC1A / TC4C / TC9A / TC12A / TC15A / TC19A / TC20A.

The exact location of the car wash facilities will be shown in the road book.

#### **12.17 On-board cameras**

See article 65.1 of the 2018 FIA WRC Sporting Regulations.

#### **12.18 Finish procedures**

The competition element of the rally finishes at TC20D. From this point, all cars are subject to Parc Fermé rules until the Parc Fermé is opened at the instruction of the stewards.

The exact location of the finish ceremony and prize giving will be shown in Rally Guide 2 and in the road book.

The highest National crew and WRC support championships winners will pass over the finish ramp only if they check-in at TC20D before 15.40h.

In the event a car is not drivable for the above procedure, this must be reported to the Clerk of the Course and the crew members concerned must still attend the podium finish ceremony.

#### **12.19 Final Parc Fermé**

Provided that the results have become final and the stewards have authorised the Parc Fermé to be opened, all cars must be removed from Parc Fermé at the latest 22.00h on Sunday, 20 May.

Only upon presentation of the Parc Fermé pass issued at TC20D may a car be removed from the Parc Fermé by the drivers or their representatives.

#### **12.20 Organisers' promotional activities**

17 May (Thursday)

17.30h / 17.50h – 'Meet the Crews' / Autograph Signing Session (Guimarães)

The exact location of the function and the drivers required to participate will be announced by means of a bulletin.

### **13. IDENTIFICATION OF OFFICIALS**

Officials will be identified as follows:

SS Commander	Red tabard with "Stage Commander" legend and reflective stripe
SS Safety Officer	Orange tabard with "Safety Officer" legend and reflective stripe
SS Radio Point Marshal	Yellow tabard with blue radio symbol, "Inter" legend and reflective stripe
SS Safety Marshal	Light green fluorescent tabard with "Marshall" legend and reflective stripe
TC / Timekeeper Officials	Light blue tabard with "Timekeeper" legend and reflective stripe
TC / Timekeeper Chief	Light blue tabard with "Post Chief" legend and 2 reflective stripes
Doctor	INEM uniform + white tabard
Scrutineer	Black tabard with "Scrutineer" legend
CRO	Red tabard with «CRO» legend
Media Assistant	Purple tabard with "Media Tabard" legend



## 14. PRIZES

### General Classification

- 1<sup>st</sup> Two Awards
- 2<sup>nd</sup> Two Awards
- 3<sup>rd</sup> Two Awards
- 4<sup>rd</sup> Two Awards
- 5<sup>th</sup> Two Awards

### FIA World Rally Championship for Manufacturers

- 1<sup>st</sup> Award

### FIA WRC 2 General Classification

- 1<sup>st</sup> Two Awards

### FIA WRC3 General Classification

- 1<sup>st</sup> Two Awards

### FIA Junior WRC General Classification

- 1<sup>st</sup> Two Awards

### Portuguese Entrants General Classification

- 1<sup>st</sup> Two Awards *Entrant and 1<sup>st</sup> driver must hold a competitor's/driver's license issued by FPAK*

### Class Awards

- 1<sup>st</sup> Two Awards *Only classes with a minimum of 5 entrants will be awarded.*

## 15. FINAL CHECKS AND PROTESTS

### 15.1 Final checks

Post Event scrutineering will take place on Sunday, 20 May at EXPONOR (*exact location will be informed in Rally Guide 2*).

Cars subject to final checks (decision by the Stewards and announced to the competitor concerned at the finish TC) must have one representative of the entrant as well as mechanics and proper equipment (in case of dismantling) present at the final checks.

### 15.2 Protest fees

**15.2.1** The International protest fee is: € 1.000.

**15.2.2** For a protest involving a clearly defined part of the car (engine, transmission, steering, braking system, electrical installation, bodywork, etc.) the claimant must pay an additional deposit of € 1.000.

**15.2.3** If the protest requires dismantling and reassembly of different parts of the car, the claimant must pay an additional deposit.

For a protest involving a clearly defined part of the car (engine, transmission, steering, braking system, electrical installation, bodywork etc):

€ 500

For a protest involving the whole car:

€ 1.000

### 15.3 Appeal deposit

The International appeal deposit is: € 6.000.

**APPENDIX 1 - ITINERARY**

<b>ITINERARY (Thursday)</b>						<b>17.05.2018</b>
TC	LOCATION	SS dist.	Liaison dist.	Total dist.	Target time	First car due
	Exponor - Service OUT		0,00	0,00		
	Shakedown TC		43,85			
	<i>Paredes (Shakedown)</i>	<i>4,60</i>			<i>FIA P1 07:30/11:30</i>	
	Return to Shakedown TC		4,05	8,65	<i>FIA P2 &amp; P3 09:00/11:30</i>	
	...				<i>Non-priority 11:30/13:00</i>	
	Exponor - Service IN		33,15	37,75		
					<i>FIA P1 15:30/15:45</i>	
00	Exponor - Service OUT		0,00	0,00	<i>FIA P2 &amp; P3 15:45/16:30</i>	
	Exponor				<i>Non-priority 16:30/16:45</i>	
<b>RZ</b>	<b>Refuel</b>	<b>0,00</b>	<b>0,00</b>	<b>0,00</b>		
<b>O</b>	<b>Distance to next refuel</b>	<b>3,36</b>	<b>151,15</b>	<b>154,51</b>		
					<i>FIA P1 16:15/17:00</i>	
OOA	Guimarães - Holding area		62,33	62,33	<i>FIA P2 &amp; P3 16:30/17:45</i>	
					<i>Non-priority 17:15/18:00</i>	
	START Section 1					
0	Guimarães		0,00	0,00		18:10
1	Lousada		40,60	40,60	0:46	18:56
SS1	<i>Lousada (SSS)</i>	<i>3,36</i>				<i>19:03</i>
1A	Parc Fermé IN		48,22	51,58	0:57	20:00
	<b>Thursday totals</b>	<b>3,36</b>	<b>88,82</b>	<b>92,18</b>		
					Sunrise	06:14
					Sunset	20:47

(v3 - 27.02.2018)

**APPENDIX 1 - ITINERARY**

<b>ITINERARY (Friday)</b>						<b>18.05.2018</b>
TC	LOCATION	SS dist.	Liaison dist.	Total dist.	Target time	
	START Section 2 - Exponor					
1B	Parc Fermé OUT - Service IN		0,0	0,0	07:45	
	Service A (Exponor)	3,36	88,82	92,18	00:19	
1C	Service OUT				08:04	
	Exponor					
RZ	Refuel	3,36	151,15	154,51		
1	Distance to next refuel	26,73	93,03	119,76		
2	Santa Luzia		76,37	76,37	01:08	09:12
SS2	Viana do Castelo 1	26,73			09:15	
	Caminha		16,66	43,39		
RZ	Refuel	26,73	93,03	119,76		
2	Distance to next refuel	45,65	140,97	186,62		
3	Senande		20,28	47,01	01:02	10:17
SS3	Caminha 1	18,11			10:20	
4	N305		7,01	25,12	00:30	10:50
SS4	Ponte de Lima 1	27,54			10:53	
4A	Porto - Rua Saraiva de Carvalho		99,27	126,81	01:51	12:44
4B	Porto - Calçada Vandoma		3,18	3,18	00:11	12:55
4C	Regroup & Technical Zone IN		27,89	27,89	00:30	13:25
4D	Regroup OUT - Service IN				00:15	13:40
	Service B (Exponor)	72,38	234,00	306,38	00:34	
4E	Service OUT				14:14	
	Exponor					
RZ	Refuel	45,65	140,97	186,62		
3	Distance to next refuel	26,73	93,03	119,76		
5	Santa Luzia		76,37	76,37	01:08	15:22
SS5	Viana do Castelo 2	26,73			15:25	
	Caminha		16,66	43,39		
RZ	Refuel	26,73	93,03	119,76		
4	Distance to next refuel	49,55	136,95	186,50		
6	Senande		20,28	47,01	01:02	16:27
SS6	Caminha 2	18,11			16:30	
7	N305		7,01	25,12	00:30	17:00
SS7	Ponte de Lima 2	27,54			17:03	
8	Porto - Rua Saraiva de Carvalho		99,27	126,81	01:51	18:54
SS8	Porto Street Stage1	1,95			19:03	
9	Porto - Calçada Vandoma		1,17	3,12	00:22	19:25
SS9	Porto Street Stage2	1,95			19:28	
9A	Technical Zone IN		25,88	27,83	00:32	20:00
9B	Technical Zone OUT - Flexi Service IN				00:10	20:10
	Flexi Service C (Exponor)	76,28	229,98	306,26	00:49	
9C	Flexi Service OUT - Parc Fermé IN				24:00	
	<i>All cars must be returned to Parc Fermé no later than</i>					
	Friday totals	148,66	463,98	612,64		
					Sunrise	06:13
					Sunset	20:48

(v3 - 27.02.2018)

Section 2

Section 3

**APPENDIX 1 - ITINERARY**
**ITINERARY (Saturday)**

19.05.2018

TC	LOCATION	SS dist.	Liaison dist.	Total dist.	Target time	First car due
	START Section 4 - Exponor					
9D	Parc Fermé OUT - Service IN		0,0	0,0		07:15
	<b>Service D (Exponor)</b>	<b>0,00</b>	<b>0,00</b>	<b>0,00</b>	<b>00:19</b>	
9E	Service OUT Exponor					07:34
RZ	Refuel	49,55	136,95	186,50		
5	Distance to next refuel	39,72	112,98	152,70		
10	Senhora da Fé		97,80	97,80	01:29	09:03
SS10	<i>Vieira do Minho 1</i>	17,50				09:08
11	Veiga		11,30	28,80	00:35	09:43
SS11	<i>Cabeceiras de Basto 1</i> Airfield	22,22	3,88	26,10		09:46
RZ	Refuel	39,72	112,98	152,70		
6	Distance to next refuel	37,60	110,50	148,10		
12	Paradaça		40,74	62,96	01:16	11:02
SS12	<i>Amarante 1</i>	37,60				11:05
12A	Regroup & Technical Zone IN		73,64	111,24	01:40	12:45
12B	Regroup OUT - Service IN				00:15	13:00
	<b>Service E (Exponor)</b>	<b>77,32</b>	<b>223,48</b>	<b>300,80</b>	<b>00:34</b>	
12C	Service OUT Exponor					13:34
RZ	Refuel	37,60	110,50	148,10		
7	Distance to next refuel	39,72	112,98	152,70		
13	Senhora da Fé		97,80	97,80	01:29	15:03
SS13	<i>Vieira do Minho 2</i>	17,50				15:08
14	Veiga		11,30	28,80	00:35	15:43
SS14	<i>Cabeceiras de Basto 2</i> Airfield	22,22	3,88	26,10		15:46
RZ	Refuel	39,72	112,98	152,70		
8	Distance to next refuel	37,60	110,50	148,10		
15	Paradaça		40,74	62,96	01:16	17:02
SS15	<i>Amarante 2</i>	37,60				17:05
15A	Technical Zone IN		73,64	111,24	01:45	18:50
15B	Technical Zone OUT - Flexi Service IN				00:10	19:00
	<b>Service F (Exponor)</b>	<b>77,32</b>	<b>223,48</b>	<b>300,80</b>	<b>00:49</b>	
15C	Flexi Service OUT - Parc Fermé IN <i>All cars must be returned to Parc Fermé no later than</i>					23:00
	<b>Saturday totals</b>	<b>154,64</b>	<b>446,96</b>	<b>601,60</b>		
					Sunrise	06:12
					Sunset	20:49

(v3 - 27.02.2018)

Section 4

Section 5

**ITINERARY (Sunday) 20.05.2018**

TC	LOCATION	SS dist.	Liaison dist.	Total dist.	Target time	First car due
START Section 6 - Exponor						
15D	Parc Fermé OUT - Service IN		0,00	0,00		07:15
	<b>Service G (Exponor)</b>	<b>0,00</b>	<b>0,00</b>	<b>0,00</b>	<b>00:19</b>	
15E	Service OUT Exponor					07:34
RZ	Refuel	37,60	110,50	148,10		
9	Distance to next refuel	40,35	122,48	162,83		
16	Montim		81,91	81,91	01:15	08:49
SS16	Montim 1	8,64				08:52
17	Ruivães		8,45	17,09	00:30	09:22
SS17	Fafe 1	11,18				09:25
18	Lagoa		2,20	13,38	00:25	09:50
SS18	Luílhãs	11,89				09:53
19	Montim		25,16	37,05	00:56	10:49
SS19	Montim 2	8,64				10:52
19A	Fafe - Regroup IN		4,76	13,40	00:20	11:12
19B	Fafe - Regroup OUT Fafe				00:43	11:55
RZ	Refuel	40,35	122,48	162,83		
10	Distance to next refuel	11,18	102,65	113,83		
20	Ruivães		8,93	8,93	00:20	12:15
SS20	Fafe 2 (Power Stage)	11,18				12:18
20A	Technical Zone IN		85,97	97,15	01:29	13:47
20B	Technical Zone OUT - Service IN				00:03	13:50
	<b>Service H (Exponor)</b>	<b>51,53</b>	<b>217,38</b>	<b>268,91</b>	<b>00:14</b>	
20C	Service OUT					14:04
20D	Parc Fermé IN - FINISH (Matosinhos)		7,75	7,75	00:16	14:20
	<b>Sunday totals</b>	<b>51,53</b>	<b>225,13</b>	<b>276,66</b>		
					Sunrise	06:12
					Sunset	20:50

Section 6

Section 7

TOTALS OF THE RALLY					
	SS	Liaison	Total		%
Thursday - 1 SS	3,36	88,82	92,18	% of	3,65%
Friday - 8 SS	148,66	463,98	612,64	Special	24,27%
Saturday - 6 SS	154,64	446,96	601,60	Stages	25,70%
Sunday - 5 SS	51,53	225,13	276,66		18,63%
Total - 20 SS	358,19	1224,89	1583,08		22,63%

(v3 - 27.02.2018)

**APPENDIX 2 – RECONNAISSANCE SCHEDULE**
**Reconnaissance Day 1**
**Tuesday, 15.05.2018**

Group A FIA P1 / P2		Allowed time	SS km	SS km x2	Finish 1 > > Start 2	To next SS	Total km
Exponor - Service Park						76,37 (SS 2/5)	76,37
SS 2/5	Viana do Castelo	07:00 / 09:30	26,73	53,46	21,56	20,28 (SS 3/6)	95,30
SS 3/6	Caminha	08:30 / 11:00	18,11	36,22	20,38	7,08 (SS 4/7)	63,68
SS 4/7	Ponte de Lima	09:30 / 13:00	27,54	55,08	22,16	93,29 (SS 16/19)	170,53
SS 16/19	Montim	11:30 / 15:30	8,64	17,28	14,01	8,45 (SS 17/20)	39,74
SS 17/20	Fafe	12:30 / 16:30	11,18	22,36	14,13	2,20 (SS 18)	38,69
SS 18	Luilhas	13:30 / 18:00	11,89	23,78	9,59	87,86 (Exponor)	121,23
							605,54

Group B FIA P3 / Non-Priority		Allowed time	SS km	SS km x2	Finish 1 > > Start 2	To next SS	Total km
Exponor - Service Park						81,91 (SS 16/19)	81,91
SS 16/19	Montim	07:00 / 09:30	8,64	17,28	14,01	8,45 (SS 17/20)	39,74
SS 17/20	Fafe	07:30 / 10:00	11,18	22,36	14,13	2,20 (SS 18)	38,69
SS 18	Luilhas	08:30 / 11:30	11,89	23,78	9,59	126,78 (SS 2/5)	160,15
SS 2/5	Viana do Castelo	11:00 / 15:00	26,73	53,46	21,56	20,28 (SS 3/6)	95,30
SS 3/6	Caminha	12:30 / 16:30	18,11	36,22	20,38	7,08 (SS 4/7)	63,68
SS 4/7	Ponte de Lima	13:30 / 18:00	27,54	55,08	22,16	98,54 (Exponor)	175,78
							655,25

**Reconnaissance Day 2**
**Wednesday, 16.05.2018**

Group A FIA P1 / P2		Allowed time	SS km	SS km x2	Finish 1 > > Start 2	To next SS	Total km
Exponor - Service Park						97,99 (SS 10/13)	97,99
SS 10/13	Vieira do Minho	07:30 / 10:00	17,38	34,76	14,59	11,31 (SS 11/14)	60,66
SS 11/14	Cabeceiras de Basto	08:30 / 11:30	22,22	44,44	3,81	40,74 (SS 12/15)	88,99
SS 12/15	Amarante	10:00 / 14:00	37,60	75,20	49,75	46,68 (Shkdown)	171,63
Shakedown	Paredes	13:00 / 16:30	4,60	9,20	4,05	21,65 (SSSI)	34,90
SSSI	Lousada	13:00 / 17:00	3,36	3,36		48,12 (Exponor)	51,48
							505,65

Group B FIA P3 / Non-Priority		Allowed time	SS km	SS km x2	Finish 1 > > Start 2	To next SS	Total km
Exponor - Service Park						47,48 (SSSI)	47,48
SSSI	Lousada	07:30 / 10:00	3,36	3,36		96,02 (SS 10/13)	99,38
SS 10/13	Vieira do Minho	09:15 / 11:30	17,38	34,76	14,59	11,31 (SS 11/14)	60,66
SS 11/14	Cabeceiras de Basto	10:15 / 13:00	22,22	44,44	3,81	40,74 (SS 12/15)	88,99
SS 12/15	Amarante	11:45 / 17:00	37,60	75,20	49,75	46,68 (Shkdown)	171,63
Shakedown	Paredes	14:45 / 18:30	4,60	9,20	4,05	33,15 (Exponor)	46,40
							514,54

Note:

For SS 8/9 (Porto Street Stage) reconnaissance schedule see article 9.6 of the supplementary regulations



JACKY JUNG



PEDRO ORTIGÃO

**Schedule of the Competitors Relations Officers**

*(tba)*

## APPENDIX 4 – DECALS AND POSITIONNING OF ORGANISER'S ADVERTISING

- 1 Front plate (43 x 21,5 cm)  
Rear plate (30 x 10 cm)
- 1A Roof plate (50 x 52 cm)
- 2 Two front door panels (67 X 17 cm)
- 3 Rear side windows nrs (25 cm high)
- 4 Optional advertising (41 x 17 cm)
- 5 Rear window nr (14 cm high)
- 6 Driver & Co-Driver's names
- 7 Championship windscreen identification

### Advertising

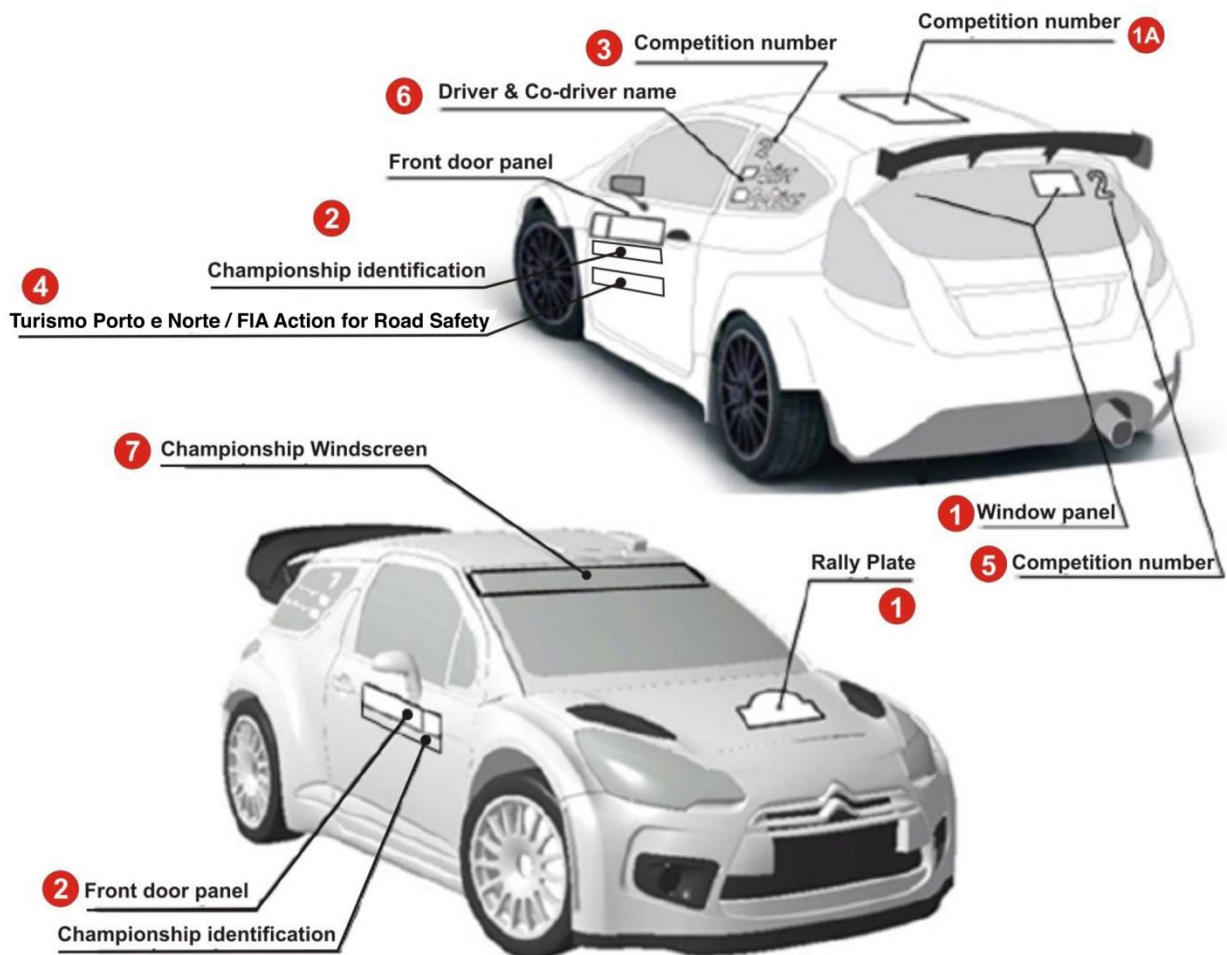
**Rally de Portugal / Vodafone**

**ACP**

**Rally de Portugal / Vodafone**

**Rally de Portugal / Vodafone**

**Turismo Porto e Norte / FIA Action for Road Safety**





## SAS Fitting Kit Manual – RALLY CAR

### \*\*Product Disclaimer\*\*

*"This manual, the specifications, and the material contained in it, as released by Status Awareness Systems and RallySafe, is for the purpose of information only. Due to continuous ongoing development, information and specifications may change at any time without notice. SAS, and the companies that have contributed to it, shall not be liable for any use of the manual or information supplied.*

*The material contained in this manual is protected by copyright and other types of Intellectual Property Rights. The commercial exploitation of the material contained in this specification requires a license to such Intellectual Property Rights.*

*This manual may be utilised or reproduced without any modification, in any form or by any means, for informational purposes only. For any other purpose, no part of the specification may be utilised or reproduced, in any form or by any means, without permission in writing from SAS.*

*The word RallySafe and the RallySafe logo are registered trademarks"*

## Fitting Kit Components

The WRC Tracking System Kit includes:

- WRC Tracking Installation and Fitting Kit Instruction Sheet;
- 3-in-1 antenna with leads;
- Internal radio antenna with lead;
- 6 – 24v wiring loom with plug;
- Mount, to be bolted to tunnel;
- Adjustable mount connector/knuckle.



(Contents may differ slightly to image shown)



## 12 Volt Power Supply (Please read carefully)

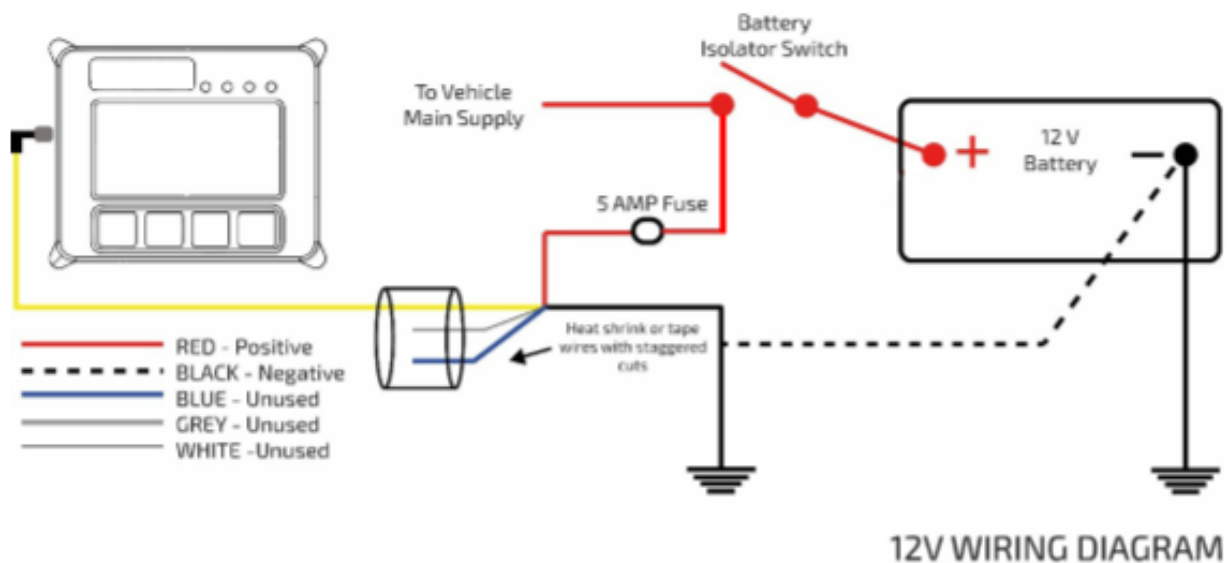
WRC tracking system requires a reliable power supply from 9 to 28 volts DC. We recommend a 5 amp (Max) blade type or similar quality fuse is used at the battery supply end of the WRC tracking system power lead.

**Zero volts or battery negative can be picked up at any suitable earthing point providing the isolation switch does not switch the negative side of the battery.**

The WRC tracking system unit has an internal battery that is kept charged via the car's power supply. It acts as a reserve supply to power the unit in the case of an accident where a car's power supply is interrupted. i.e. car battery smashed or dislodged.

In the yellow power loom there are 5 wires. **White blue and grey must be stagger cut and heat shrunk or taped back so they can't short to ground or to each other.** Red and black are used as follows:

## Connection Diagram



## Unit Mounting & Dimensions

For mounting the WRC tracking system unit is a RAM style 50mm x 75mm flat base with ball, bolted through the tunnel with 4 M6 Bolts. It should be in a central, protected location on the central tunnel in front of the seats and both easily visible and accessible by both the driver and co-driver/nav. Photographs of mounting and positioning can be seen below.

### MOUNTING EXAMPLES

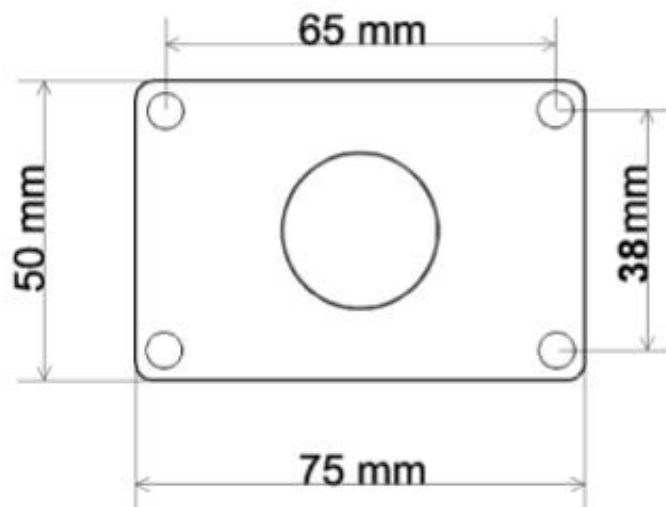


*Here the 25mm rubber ball mount is securely attached to the tunnel.*

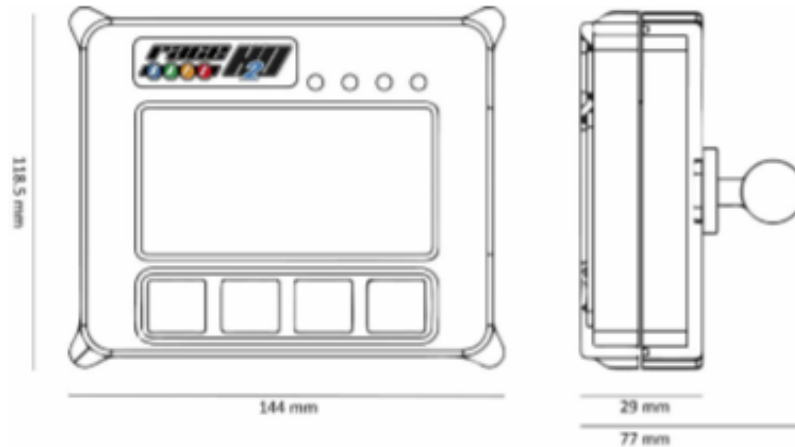


*The WRC tracking unit then mounts to the 25mm rubber ball mount (connected through the RallySafe connector).*

Base Dimensions:



## Unit Dimensions



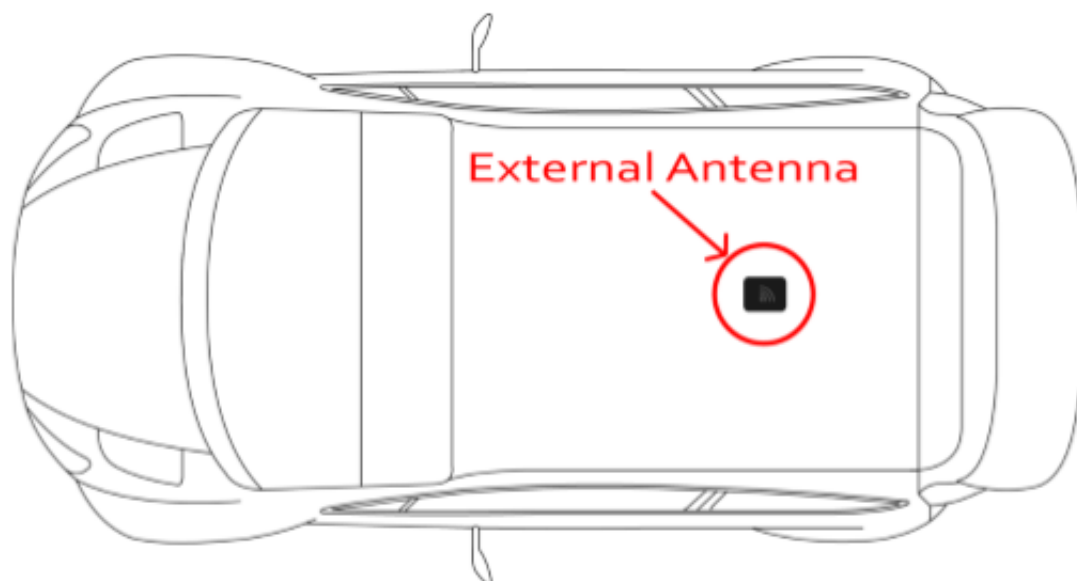
## Antenna Installation

All leads on both external and internal antennas **must** run on the inside of all roll cage bars. This is to stop cable crushing on impact. The preferred route is to go down from the antenna, underneath the closest part of the roll cage (roof cross or main hoop), follow that along to the roof hoop, then go down the inside A pillar to the unit. Any excess cable must be run so that the cable is not bent any tighter than a 100mm radius. We recommend running it across the underside of the dash and back (do not coil in tight loops). Cables must be tied neatly along the whole installation all the way to the unit so they can't be accidentally caught or dislodged. All this will be checked at scrutineering and you may be required to fix it before your car can pass.

### External Antenna:

The antenna is mounted through a 12mm hole in a central location on the ROOF of the vehicle, rear of the main roll bar hoop, allowing the cabling to pass through the roof and follow the cage bars back to the unit location. The antenna is a fully watertight unit which seals against the roof surface.





Antenna leads are connected as follows (There may be variations with the type and number of leads).


1. The 2 UHF leads, colour-coded **Blue**, is connected to the terminal labelled "UHF" on the WRC unit (Right Hand Thread). Terminals are located of the rear of the unit and/or colour-coded **Blue**.
2. The Satellite Communication antenna lead is connected to the centre or rear terminal labelled "IRI" (Left Hand Thread). It may also be colour-coded **Yellow** (this may be not marked on the 2-in-1 antenna).
3. The GPS antenna lead labelled "GPS", is connected to the terminal labelled "GPS" on the WRC unit (Right Hand Thread). Terminals may be on the side or rear of the unit and/or colour-coded **Green**.
4. GSM, has a small stick antenna supplied with the WRC unit, and is connected to corresponding terminal labelled "GSM" on the WRC unit (Left Hand Thread). The terminal is located on the rear of the unit and/or colour-coded **Red**.

### Internal Antenna:

The Internal Antenna should be placed on the inside of the ROOF in a clear uncluttered area, with a 200mm radius clear of any bar work or solid metal object. The internal antenna has a magnetic base with double-sided tape for adhesion. The cable is then run to the WRC unit. **Please keep cable on the inner side of the roll cage pipework so as not to be crushed in the event of an accident.**



*Here the antenna is stuck to the inside centre of the roof (Preferred)*



*Please note the internal antenna must be 200mm AWAY from any roll cage components*

## Contact Us

---

### STATUS AWARENESS SYSTEMS

14 Short St, Ulverstone

Tasmania, 7315

AUSTRALIA

Phone: +61 3 6425 7003

Email: [contact@rallysafe.com.au](mailto:contact@rallysafe.com.au)

Car Tracker Fitting Kit Manual

## Welcome

---

For your and other competitor's safety it is important that you are familiar with the use of the WRC tracking unit, herein referred to as "the unit" or "the WRC Tracking Device".

The SAS System is designed to increase competition safety by providing safety notifications to inform event management, improve response times and provide accurate and reliable event times.

The following document outlines the basic features and functions of the WRC Tracking unit.

If you have any questions, please don't hesitate to contact the team at SAS or alternatively ask your fellow competitors.

## Powering The Unit On

---

The unit is pre-loaded with all of the stage coordinates and is activated when powered on. Please power the unit on early before the event to give it time to run checks.

When powered on the unit will display the transport screen ([SCREEN 1](#)) which displays the car number (top corner), transit time, distance and speed.

The unit does not need to be powered off at any stage during the event as it will go to sleep within a few minutes of inactivity but can be re-woken by either moving the vehicle or pressing any of the four buttons.

It is recommended that the unit is not powered off during the event, to ensure the internal battery stays fully charged for emergencies.



## Stage Modes

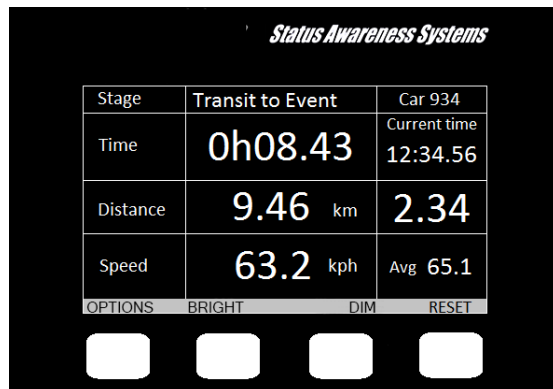
The unit has two modes. When in a competitive stage the unit will go into stage mode, and all other times it will be in transport mode.

### Transport Mode-

Transport mode (SCREEN 1) displays the name of the next point you are travelling to, whether it is a service or a competitive stage. While on a transport stage the unit will display your time in transit, current time, speed, average speed and accumulative and intermediate distances.

The unit has four white buttons, in different modes those buttons can do different things, so their functions are listed on the screen above the button's location.

In the transport screen you have the option to reset the intermediate trip meter and dim or brighten the screen. Note that the screen must always be clearly readable so full brightness is recommended for daytime.

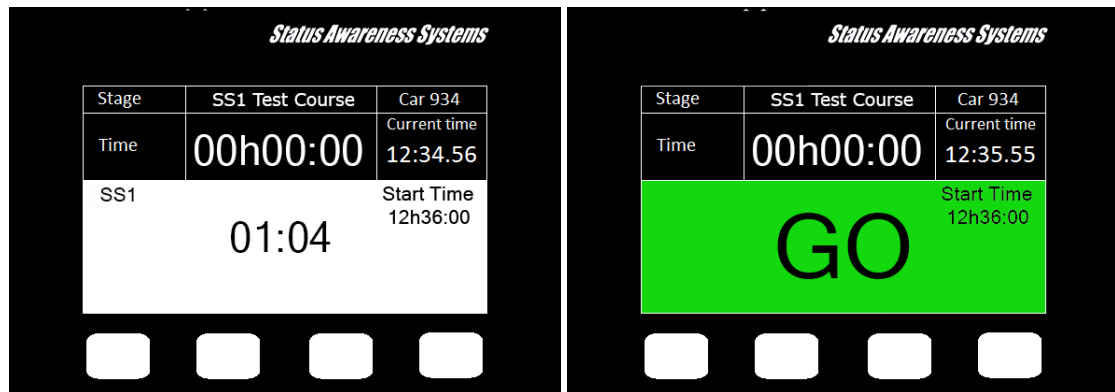


(SCREEN 1)

Stage Mode-

**SCREEN 2** – When the start official assigns you your start time, a countdown will display on the unit as shown below. Also shown is the stage number and your start time in the white field in the bottom half of the screen.

**SCREEN 3** – Once your start time is reached the screen will go green and you are to proceed into stage.

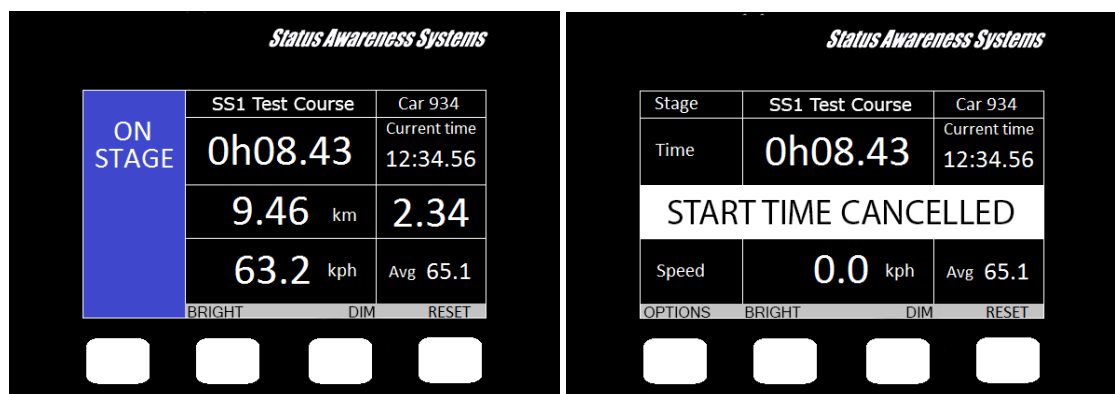


(SCREEN 2)

(SCREEN 3)

**SCREEN 4** - Once you have started the stage the unit will then switch to on stage mode. The unit will start timing and the push to pass option will appear (If applicable for the event).

**SCREEN 5**—If the start is held and your start time is cancelled this will be shown on your unit. Once it is clear to send cars again the official will re-issue a new start time.



(SCREEN 4)

(SCREEN 5)

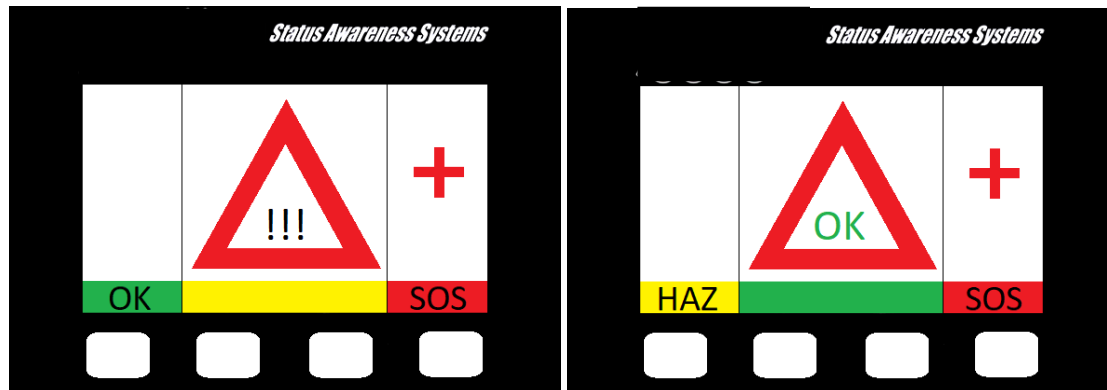
## Hazard Alerts

The unit's primary function is to help alert race control of incidents on the course.

The incident is conveyed to race control with different levels of hazard depending on the severity, similar to flags in circuit racing.

**SCREEN 6-** If a car stops during a stage the unit will automatically transmit a HAZARD notification. You must either upgrade or downgrade to OK or SOS by pressing the corresponding buttons below the text.

**SCREEN 7-** If you select OK after the HAZARD alert, then the following screen will appear, showing that you and the car are OK and out of the way of oncoming vehicles.

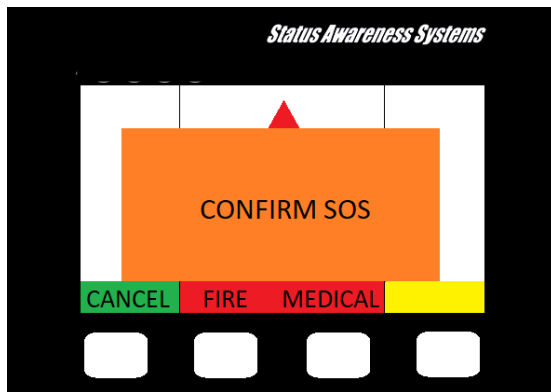


(SCREEN 6)

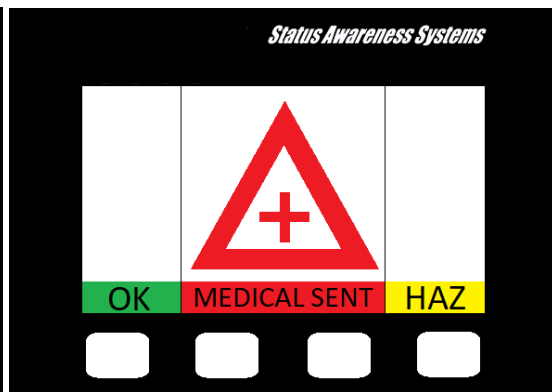
(SCREEN 7)

**SCREEN 8-** If the manual SOS button is pressed, it must be confirmed as either a fire or medical SOS by pressing one of the two middle buttons. It can also be cancelled if pressed by mistake. If a car is involved in a High G impact an automatic SOS message will display. If no urgent assistance is required, you can downgrade to OK by selecting the corresponding button.

**SCREEN 9-** Once confirmed screen 9 will display. Even once confirmed the hazard can be downgraded to an OK.



(SCREEN 8)

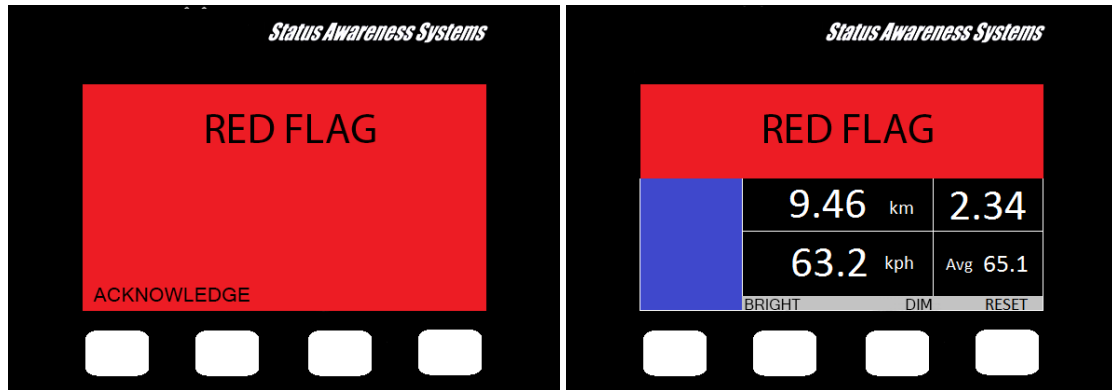


(SCREEN 9)

## Red Flag

In the case of a serious incident, a stage may be red flagged. The red flag will display a full screen warning (SCREEN 10) until acknowledged. You must acknowledge the flag by pressing the far left button, which will then show the normal stage functions with a warning still at the top of the screen (SCREEN 11).

The red flag will be shown to all vehicles before the incident on the stage affected.



(SCREEN 10)

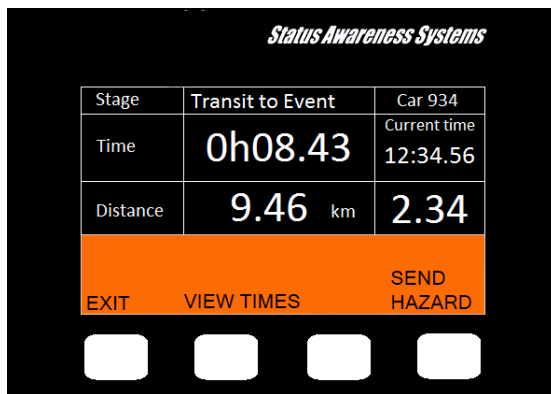
(SCREEN 11)

## Transport Menu

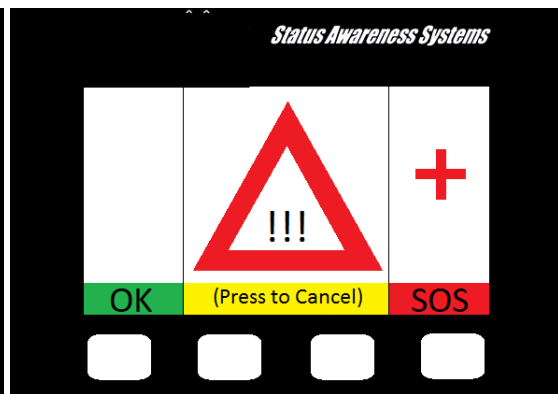
In transport mode the unit has a menu that can be accessed by pressing the options button (button 1 in transport mode). This allows you to view your stage times or send a manual hazard/SOS.

### Manual Hazard-

WRC tracker also provides an option to signal a hazard manually while in transport mode. This is done through the options menu and can then be upgraded or downgraded to the relevant level the same way as a stage hazard. Once the hazard is no longer required, it can be cancelled by pressing either of the two middle buttons.



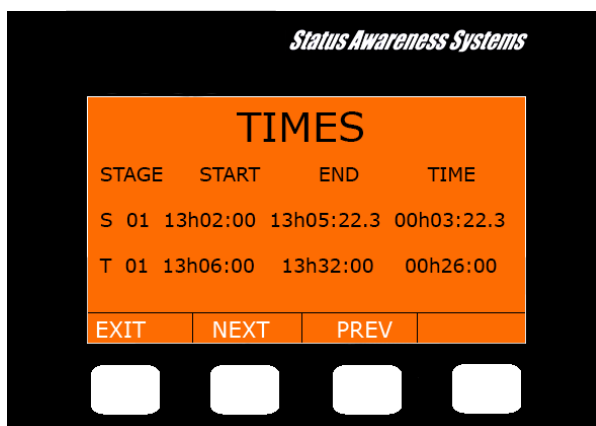
(SCREEN 12)



(SCREEN 13)

### Stage Times-

From the options screen, you can press the stage times button. This gives you access to provisional transit and competitive stage times. You can select times for any completed stage with the next and previous buttons.



(SCREEN 14)